

**David F Ridland**

Manager & CIO

David co-founded Castlebay and has managed the fund since inception. Previously he managed UK equities at Ignis and Barclays. David studied Modern History at the University of St Andrews & the MSC in Investment Analysis at Stirling University.

Fund Attributes

Our investment process identifies companies with:

- Strong cash flows
- High returns on invested capital
- High operating margins
- Low or no debt
- An operational margin of safety
- A valuation margin of safety

Investment Risks

- Past performance is not necessarily a guide to future returns.
- The value of the investments and income derived from them may rise and fall in the future.
- A concentrated portfolio of 20-30 companies can involve higher risk and more fluctuations of capital value.
- A minimum of three years is suggested as an investment time horizon.
- There are areas of the UK market in which we will not invest such as Banks & Big Oil.

Fund & Share Class information

Fund Type	UCITs (UK)
Launch Date	28 Jan 2015
Dividend Payment	Aug, Nov, Feb, May
Dividend Yield	3.0%
Initial & Exit costs	None
Dilution Levy ¹	Yes
Auth. Corp Director	Valu-Trac
Depository	NatWest
Dealing	Daily at Noon
IMA Sector	IA UK All Companies
Fund Size	£38M
Portfolio Turnover ²	11%
Av holding period	9 years
Active Share	85% at 31/07/19
5 Day Liquidity	100%
No. Holdings	25
Average co. founded	1934
Average Mkt Cap	£24BN

¹ Dilution levy applies to large purchases (10% or more) of the fund NAV. The levy is calculated and charged by the ACD, Valu-Trac, to protect existing investors from the costs associated with large fund purchases.

² Portfolio Turnover Ratio (PTR) calculated as Purchases or Sales (whichever is less) divided by Average NAV of fund, annualised since inception 28/01/15.

About Castlebay Investment Partners LLP

Castlebay Investment Partners LLP was established by David MacNeil & David Ridland in 2013. The VT Castlebay UK Equity fund was subsequently launched in January 2015. Castlebay is owned by the Partners who make business & investment decisions according to our guiding principles:

- **Transparency & alignment of best interests with our fellow shareholders**
- **Adherence to our investment philosophy & process**
- **Independence of thought to avoid the market herd**
- **Focus on costs: management fees capped & low turnover**

Investment objective:

Our fund invests a minimum of 80% in UK listed companies with the flexibility to invest up to 20% in cash, fixed interest securities or international companies. We aim to generate real returns by exceeding inflation (CPI) plus 4%, per annum, on a rolling three year basis.

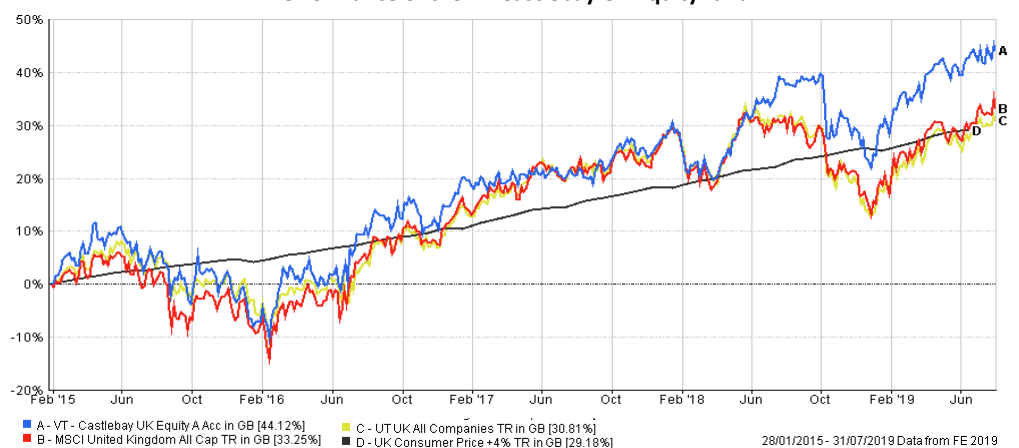
Investment approach: We are **Quality Value** investors (in that order) and invest in high returning companies when they are attractively valued versus their own long term average valuations.

Our quality table highlights some key metrics we assess when we analyse a business. We believe that the underlying returns generated by companies drive share price performance over the long term. Our focus is on companies which have demonstrated their ability to generate high returns in the past, which will enable them to carry on making high returns in the future.

Quality Table	Castlebay	Market
Return on Equity	43%	24%
Operating profit margin	23%	15%
Net debt to equity	57%	89%
Cash conversion	106%	100%
Free Cash Flow yield	4.1%	3.8%

Source: Bloomberg as at 31/07/19

We invest in companies with conviction and for the long term. We do not speculate on short term share price movements. We invest from our investment universe. Our universe consists of companies from the whole of the UK market and developed international markets, which have passed our quality test. Our charges are transparent. We pay the ongoing fund charges from our management fee and dealing costs are low. Investing mistakes often prove to be a source of learning and these are examined, along with our approach to investment, in our quarterly investor letters.

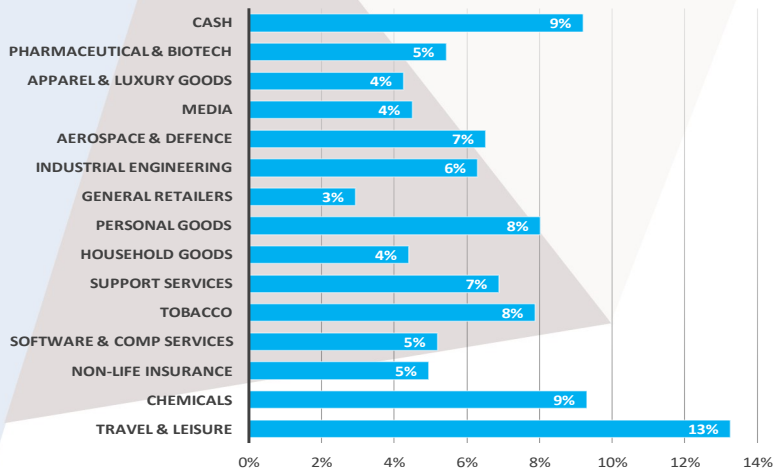
Performance of the VT Castlebay UK Equity fund

Benchmark	2019	2018	2017	2016	2015 [^]	Inception
VT Castlebay UK Equity Fund	15.6%	-2.6%	10.1%	17.7%	-1.3%	44.1%
CPI +4%*	2.7%	6.2%	6.9%	5.6%	4.7%	29.2%*
UK Equities ²	15.2%	-9.8%	13.1%	17.3%	-3.3%	33.2%
IA UK All Companies ³	14.9%	-10.7%	13.8%	11.2%	0.9%	30.8%

¹A Class Accum Net of Fees, priced at Noon (source: FE 2018) Castlebay UK Equity fund inception 28/01/15 ²MSCI UK All Cap (GBP) (Source: FE 2019) ³IA All Companies sector (source FE 2019) [^]2015 Performance since fund launch 28/01/15 to end December 2015 *CPI+4% to 15/06/19 (source FE2019)

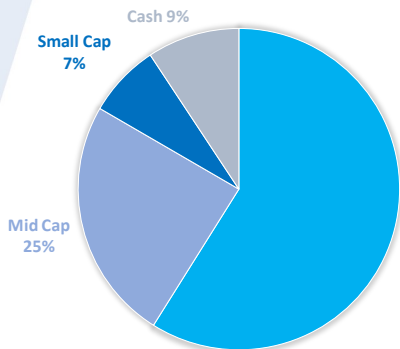


Portfolio sector weightings

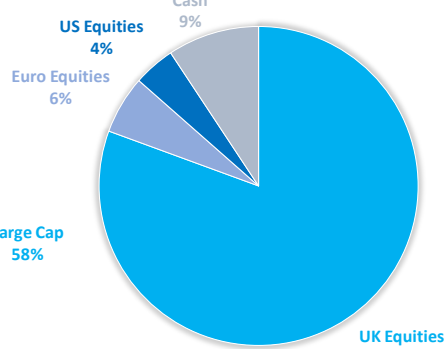


Source: Valu-Trac 31/07/19

Market Capitalisation



Geographic weightings



Source: Valu-Trac 31/07/19

VT Castlebay UK Equity portfolio

Company	Sector	Weight
Intercontinental Hotels	Travel & Leisure	5.3%
Victrex	Chemicals	5.2%
Admiral Group	Non-life insurance	5.0%
Compass Group	Travel & Leisure	4.8%
Relx	Media	4.5%
Reckitt Benckiser	Household Goods	4.4%
Burberry Group	Apparel & Luxury Goods	4.3%
Colgate Palmolive Co	Personal Goods	4.2%
Avon Rubber	Aerospace & Defence	4.2%
Croda International	Chemicals	4.1%
BATs	Tobacco	4.0%
Imperial Brands	Tobacco	3.9%
Unilever	Personal Goods	3.8%
Kone Oyj	Industrial Engineering	3.5%
Craneware	Software & Comp Services	3.2%
Domino's Pizza Group	Travel & Leisure	3.2%
Bioventix	Pharma & Biotech	3.1%
Dunelm Group	General Retailers	2.9%
Rotork	Industrial Engineering	2.8%
Page Group	Support services	2.6%
Novo Nordisk	Pharma & Biotech	2.3%
Rolls-Royce	Aerospace & defence	2.4%
Aveva Group	Software & Comp Services	2.0%
Serco Group	Support Services	2.2%
Capita	Support Services	2.1%
Cash	Cash	9.2%
Rev/Cap Accruals	Cash	0.9%
Total		100.0%

Source: Valu-Trac 31/07/19

Share class information

Share Class	Ongoing Charges Figure*	Minimum investment	Price (P)	Sedol
A Class Accumulation	1.0%	£10,000	144.12	BV0LF60
A Class Income	1.0%	£10,000	125.58	BV0LF59
B Class Accumulation	0.8%	£2,000,000	130.97	BV0LF82
B Class Income	0.8%	£2,000,000	128.15	BV0LF71
C Class Income	0.6%	£20,000,000	148.77	BV0LFBS
C Class Accumulation	0.6%	£20,000,000	-	BV0LF93

*Ongoing Charges Figure (OCF) includes all ongoing fund charges except stamp duty & dealing commission which are disclosed in full in the final quarterly investor letter each calendar year.

Platform Availability

Aegon	AJ Bell	Allfunds	Ascentric
Aviva	Cofunds	FNZ	Hargreaves Lansdown
James Hay	Nucleus	Novia	Pershing
Old Mutual	Standard Life	Transact	Zurich

How to invest

Please contact Castlebay Investment Partners or Valu Trac on the details below for further information on how to invest in the fund:

Castlebay Investment Partners LLP
 David MacNeil
 Tel: 0141 212 7930
 Email: davidmacneil@castlebayinvestments.com
 Web: www.castlebayinvestments.com
 Add: Crosstrees House, 14 Sandyford Place, Glasgow G3 7NB

Valu Trac
 Shaun Thomson
 Tel: 01343 880344
 Email: Castlebay@valu-trac.com
 Web: www.valu-trac.com
 Address: Orton, Fochabers, Moray IV32 7QE

IMPORTANT INFORMATION

VT Castlebay UK Equity fund is a sub-fund of the Valu-Trac Investment Funds ICVC. Full details of the VT Investment Funds, including risk warnings, are published in the VT Investment Funds Prospectus, the VT Investment Funds Supplementary Information Document (SID) and the VT Investment Funds Key Investor Information Documents (KIIDs) which are available on request and at www.castlebayinvestments.com. Every effort is taken to ensure the accuracy of the data used in this document but no warranties are given. Castlebay Investment Partners LLP is authorised and regulated by the Financial Conduct Authority (No.624445) Valu Trac Investment Funds ICVC is authorised and regulated by the Financial Conduct Authority. (No. 581955). This document does not constitute or form part of and should not be construed as, an initiation to buy or sell shares in the Fund and neither this document nor anything contained or referred to in it shall form the basis of, or be relied on in connection with, any offer or commitment whatsoever.

The value of shares and the income generated from them can fall as well as rise and are not guaranteed. Investors may not get back the amount originally subscribed. Equity investments should always be considered as long term. Investors should not purchase shares in the Fund except on the basis of information contained in the Fund's Prospectus.