

**David F Ridland**

Manager &amp; CIO

David co-founded Castlebay and has managed the fund since inception. Previously he managed UK equities at Ignis and Barclays. David studied Modern History at the University of St Andrews & the MSC in Investment Analysis at Stirling University.

**Fund Attributes**

Our investment process identifies companies with:

- Strong cash flows
- High returns on invested capital
- High operating margins
- Low or no debt
- An operational margin of safety
- A valuation margin of safety

**Investment Risks**

- Past performance is not necessarily a guide to future returns.
- The value of the investments and income derived from them may rise and fall in the future.
- A concentrated portfolio of 20-30 companies can involve higher risk and more fluctuations of capital value.
- A minimum of three years is suggested as an investment time horizon.
- There are areas of the UK market in which we will not invest such as Banks & Big Oil.

**Fund & Share Class information**

Fund Type	UCITs (UK)
Launch Date	28 Jan 2015
Dividend Payment	Aug, Nov, Feb, May
Dividend Yield	3.0%
Initial & Exit costs	None
Dilution Levy <sup>1</sup>	Yes
Auth. Corp Director	Valu-Trac
Depository	NatWest
Dealing	Daily at Noon
IMA Sector	IA UK All Companies
Fund Size	£38M
Portfolio Turnover <sup>2</sup>	11%
Av holding period	9 years
Active Share	85% at 31/08/19
5 Day Liquidity	100%
No. Holdings	24
Average co. founded	1934
Average Mkt Cap	£25BN

<sup>1</sup> Dilution levy applies to large purchases (10% or more) of the fund NAV. The levy is calculated and charged by the ACD, Valu-Trac, to protect existing investors from the costs associated with large fund purchases.

<sup>2</sup> Portfolio Turnover Ratio (PTR) calculated as Purchases or Sales (whichever is less) divided by Average NAV of fund, annualised since inception 28/01/15.

**About Castlebay Investment Partners LLP**

Castlebay Investment Partners LLP was established by David MacNeil & David Ridland in 2013. The VT Castlebay UK Equity fund was subsequently launched in January 2015. Castlebay is owned by the Partners who make business & investment decisions according to our guiding principles:

- **Transparency & alignment of best interests with our fellow shareholders**
- **Adherence to our investment philosophy & process**
- **Independence of thought to avoid the market herd**
- **Focus on costs: management fees capped & low turnover**

**Investment objective:**

Our fund invests a minimum of 80% in UK listed companies with the flexibility to invest up to 20% in cash, fixed interest securities or international companies. We aim to generate real returns by exceeding inflation (CPI) plus 4%, per annum, on a rolling three year basis.

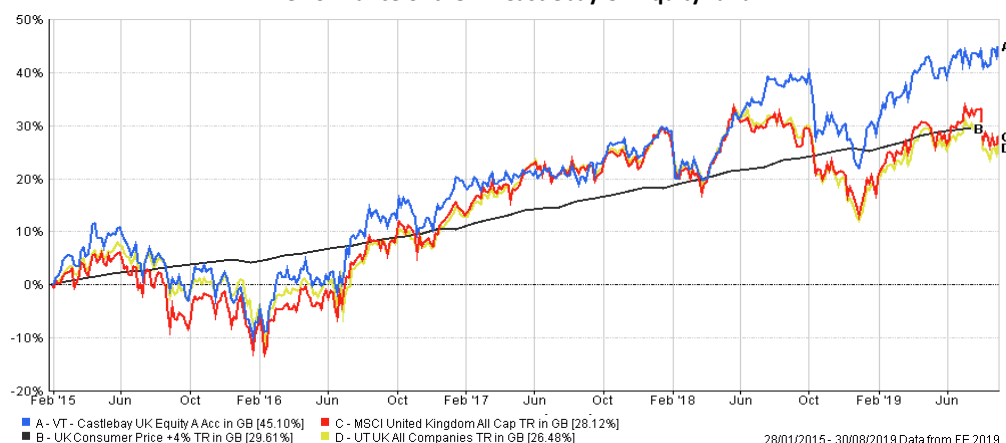
**Investment approach:** We are **Quality Value** investors (in that order) and invest in high returning companies when they are attractively valued versus their own long term average valuations.

Our quality table highlights some key metrics we assess when we analyse a business. We believe that the underlying returns generated by companies drive share price performance over the long term. Our focus is on companies which have demonstrated their ability to generate high returns in the past, which will enable them to carry on making high returns in the future.

Quality Table	Castlebay Fund	Market
Return on Equity	43%	24%
Operating profit margin	23%	15%
Net debt to equity	57%	89%
Cash conversion	103%	100%
Free Cash Flow yield	4.1%	3.9%

Source: Bloomberg as at 31/08/19

We invest in companies with conviction and for the long term. We do not speculate on short term share price movements. We invest from our investment universe. Our universe consists of companies from the whole of the UK market and developed international markets, which have passed our quality test. Our charges are transparent. We pay the ongoing fund charges from our management fee and dealing costs are low. Investing mistakes often prove to be a source of learning and these are examined, along with our approach to investment, in our quarterly investor letters.

**Performance of the VT Castlebay UK Equity fund**

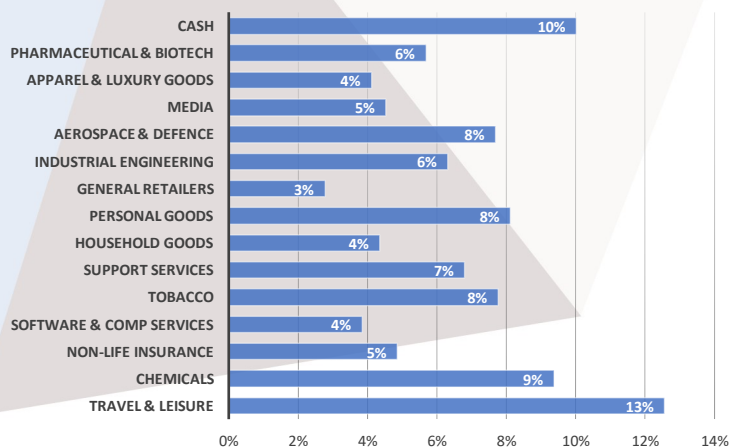
Benchmark	2019	2018	2017	2016	2015 <sup>^</sup>	Inception
VT Castlebay UK Equity Fund	16.4%	-2.6%	10.1%	17.7%	-1.3%	45.1%
CPI +4%*	3.1%	6.2%	6.9%	5.6%	4.7%	29.6%*
UK Equities <sup>2</sup>	10.8%	-9.8%	13.1%	17.3%	-3.3%	28.1%
IA UK All Companies <sup>3</sup>	11.1%	-10.7%	13.8%	11.2%	0.9%	26.5%

<sup>^</sup>A Class Accum Net of Fees, priced at Noon (source: FE 2018) Castlebay UK Equity fund inception 28/01/15 <sup>2</sup>MSCI UK All Cap (GBP) (Source: FE 2019) <sup>3</sup>IA All Companies sector (source FE 2019) <sup>^</sup>2015 Performance since fund launch 28/01/15 to end December 2015 \*CPI+4% to 15/07/19 (source FE2019)

**Past performance is not necessarily a guide to future returns. The value of the investments & the income from them may fall. You may not get back what you invest**

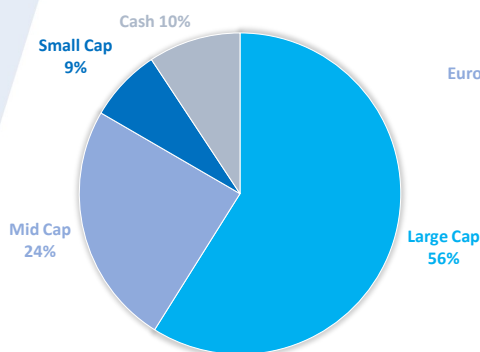


Portfolio sector weightings

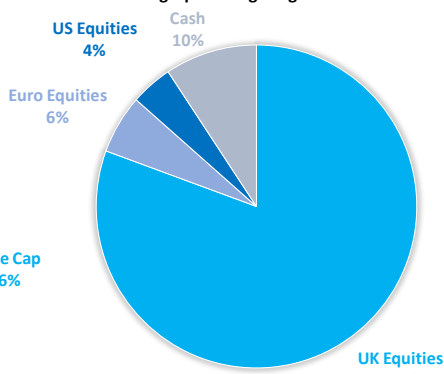


Source: Valu-Trac 31/08/19

Market Capitalisation



Geographic weightings



Source: Valu-Trac 31/08/19

VT Castlebay UK Equity portfolio

Company	Sector	Weight
Avon Rubber	Aerospace & Defence	5.6%
Victrex	Chemicals	5.3%
Admiral Group	Non-life insurance	4.9%
Compass Group	Travel & Leisure	4.8%
Intercontinental Hots	Travel & Leisure	4.7%
Relx	Media	4.5%
Reckitt Benckiser	Household Goods	4.4%
Croda International	Chemicals	4.1%
Burberry Group	Apparel & Luxury Goods	4.1%
Colgate Palmolive Co	Personal Goods	4.1%
Unilever	Personal Goods	4.0%
Imperial Brands	Tobacco	3.9%
BATs	Tobacco	3.9%
Craneware	Software & Comp Services	3.8%
Kone Oyj	Industrial Engineering	3.6%
Bioventix	Pharma & Biotech	3.2%
Domino's Pizza Group	Travel & Leisure	3.0%
Dunelm Group	General Retailers	2.8%
Rotork	Industrial Engineering	2.7%
Novo Nordisk	Pharma & Biotech	2.5%
Page Group	Support services	2.4%
Serco Group	Support Services	2.2%
Capita	Support Services	2.2%
Rolls-Royce	Aerospace & defence	2.1%
Cash	Cash	10.0%
Rev/Cap Accruals	Cash	1.2%
<b>Total</b>		<b>100.0%</b>

Source: Valu-Trac 31/08/19

Share class information

Share Class	Ongoing Charges Figure*	Minimum investment	Price (P)	Sedol
A Class Accumulation	1.0%	£10,000	145.10	BVOLF60
A Class Income	1.0%	£10,000	126.43	BVOLF59
B Class Accumulation	0.8%	£2,000,000	131.88	BVOLF82
B Class Income	0.8%	£2,000,000	129.04	BVOLF71
C Class Income	0.6%	£20,000,000	149.83	BVOLFBS
C Class Accumulation	0.6%	£20,000,000	-	BVOLF93

\*Ongoing Charges Figure (OCF) includes all ongoing fund charges except stamp duty & dealing commission which are disclosed in full in the final quarterly investor letter each calendar year.

How to invest

Please contact Castlebay Investment Partners or Valu Trac on the details below for further information on how to invest in the fund:

Castlebay Investment Partners LLP  
 David MacNeil  
 Tel: 0141 212 7930  
 Email: davidmacneil@castlebayinvestments.com  
 Web: www.castlebayinvestments.com  
 Add: Crosstrees House, 14 Sandyford Place, Glasgow G3 7NB

Valu Trac  
 Shaun Thomson  
 Tel: 01343 880344  
 Email: Castlebay@valu-trac.com  
 Web: www.valu-trac.com  
 Address: Orton, Fochabers, Moray IV32 7QE

Platform Availability

Aegon	AJ Bell	Allfunds	Ascentric
Aviva	Cofunds	FNZ	Hargreaves Lansdown
James Hay	Nucleus	Novia	Pershing
Old Mutual	Standard Life	Transact	Zurich

IMPORTANT INFORMATION

VT Castlebay UK Equity fund is a sub-fund of the Valu-Trac Investment Funds ICVC. Full details of the VT Investment Funds, including risk warnings, are published in the VT Investment Funds Prospectus, the VT Investment Funds Supplementary Information Document (SID) and the VT Investment Funds Key Investor Information Documents (KIIDs) which are available on request and at www.castlebayinvestments.com. Every effort is taken to ensure the accuracy of the data used in this document but no warranties are given. Castlebay Investment Partners LLP is authorised and regulated by the Financial Conduct Authority (No.624445) Valu Trac Investment Funds ICVC is authorised and regulated by the Financial Conduct Authority. (No. 581955). This document does not constitute or form part of and should not be construed as, an initiation to buy or sell shares in the Fund and neither this document nor anything contained or referred to in it shall form the basis of, or be relied on in connection with, any offer or commitment whatsoever.

The value of shares and the income generated from them can fall as well as rise and are not guaranteed. Investors may not get back the amount originally subscribed. Equity investments should always be considered as long term. Investors should not purchase shares in the Fund except on the basis of information contained in the Fund's Prospectus.